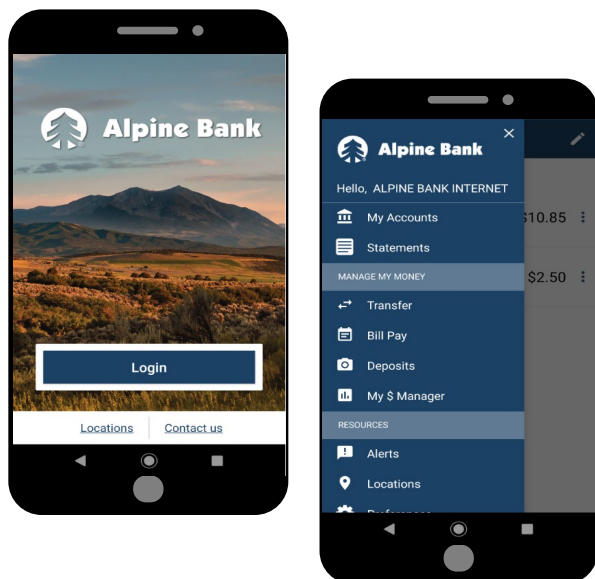





Transfers



1. Menu Options

Open the Alpine Mobile® app and log in with your User ID and Password.

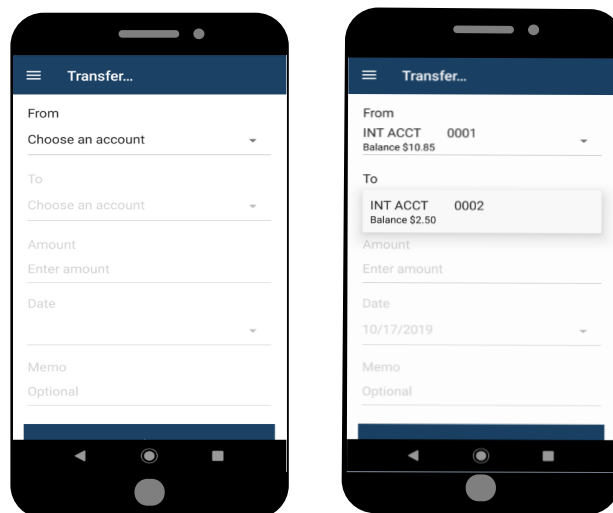
Select the  menu icon, and choose 'Transfer' from the menu options.

You may transfer funds between your Alpine Bank accounts and any other external bank account previously set up via Alpine Online banking.

2. Enter Transfer Details

Select the accounts you are transferring funds between, the amounts, the date you wish the transfer to take place, and a memo, if desired. Submit the transfers.

Internal account transfers must be completed prior to 10:00 PM Mountain Time for same day credit. *



*External transfers are not guaranteed same business day. Subject to external financial institution's processing guidelines and procedures. For more information, please contact Alpine Bank Internet Banking Support Group at (970) 254-2747 or toll-free at 800-551-6098.